



SSI WOOD PRODUCTS

A CURATED COLLECTION OF
PREMIUM DESIGNER MOULDINGS



IN STOCK AND READY TO SHIP



CURATION. CRAFTSMANSHIP. AND CONVENIENCE.

At SSi, we know a thing or two - or several thousand - about mouldings.

In fact, we used to offer a seemingly unlimited selection of moulding profiles. Here's what we learned: the paradox of choice is real. Architects, interior designers and homeowners wanted something far more valuable than choice in the thousands; they wanted the right choice for their projects.

After years of data analysis and intense market research, SSi Wood Products is proud to offer our clients a carefully curated collection of moulding profiles perfect for today's design trends. Select items from any of our refined groupings – Contemporary, Transitional, or Traditional - for an inspired finished look.

This is where old-world technique meets cutting-edge technology. Where sophisticated design meets quick shipping. This is the essential collection of bespoke-quality mouldings, floors, walls and ceilings – in a fraction of the time, at a fraction of the price.

If you're seeking Stylish mouldings that Ship immediately, you're exactly where you need to be – Welcome to SSi.

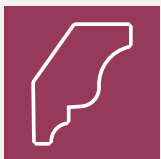
WHAT YOU'LL FIND INSIDE:



**Contemporary
Moulding Sets**



**Transitional
Moulding Sets**



**Traditional
Moulding Sets**



Floors, Walls & Ceilings

View online at [ssiwoodproducts.com](https://www.ssiwoodproducts.com) | Call **1-800-922-9663** (1-800-922-WOOD)



WOOD SELECTIONS:



Smokewood

SMOKEWOOD

A SMOKIN' HOT PRODUCT

Stunningly beautiful, to fully appreciate smokewood, one must understand its properties – smokewood doesn't rot, expand, or contract; and, it has no chemicals or VOCs. Comparable to IPE or cumaruk, smokewood costs less and is easier to install. It's also hypoallergenic and exceptionally green.



Teak

TEAK

A CHOICE THAT'S ALWAYS CHIC

Strong, durable and naturally resistant to insects and termites, teak resists moisture, rot and decay. From its heavy weight and dimensional stability to its color and attractive straight-grain pattern, teak continues to be a luxurious choice worth every penny.



Rose Pine

ROSE PINE

EVERYTHING'S COMIN' UP ROSE PINE

Why do builders love Rose Pine? Let us count the ways: Harder than poplar, this clear stain- and paint-grade FAS-quality material is sustainable and environmentally friendly. Speaking of green, it's our best value for money!

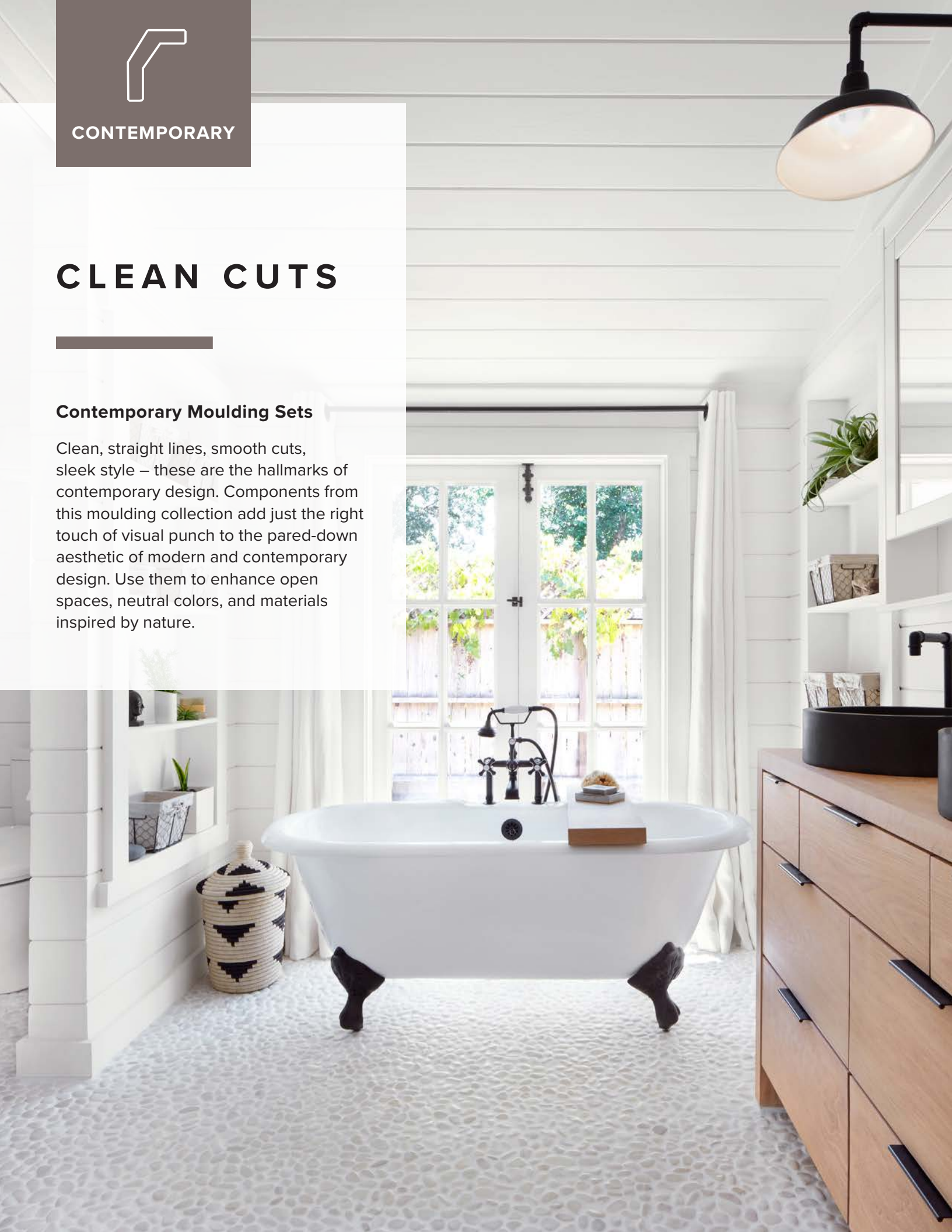


CONTEMPORARY

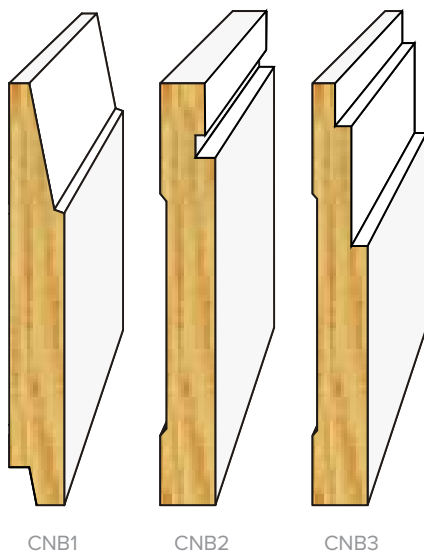
CLEAN CUTS

Contemporary Moulding Sets

Clean, straight lines, smooth cuts, sleek style – these are the hallmarks of contemporary design. Components from this moulding collection add just the right touch of visual punch to the pared-down aesthetic of modern and contemporary design. Use them to enhance open spaces, neutral colors, and materials inspired by nature.



Contemporary moulding sets are available in Rose Pine (Raw and Primed).



CNB1

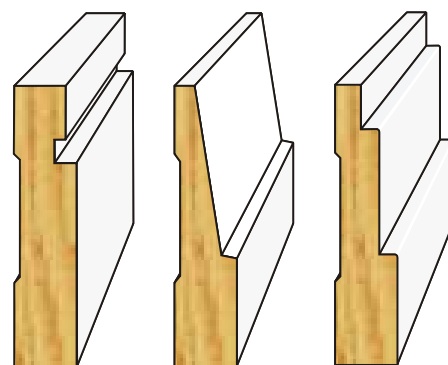
CNB2

CNB3

Base

11/16" x 5-1/2"

11/16" x 7-1/4"



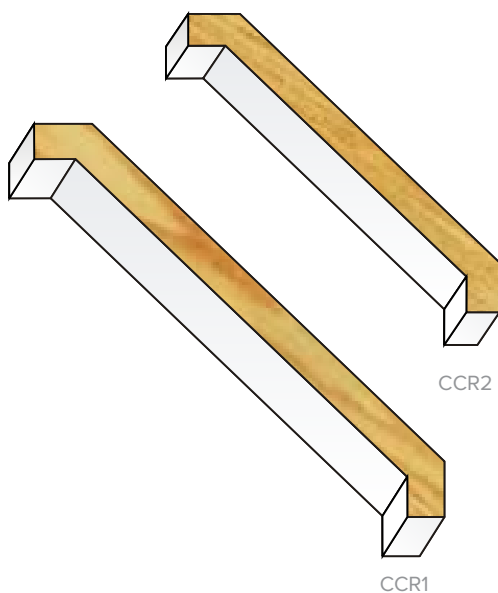
CNC1

CNC2

CNC3

Casing

13/16" x 3-1/2"



CCR2

CCR1

Crown

13/16" x 5-1/2"

13/16" x 7-1/4"

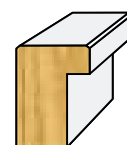


CNBC

Base Cap*

5/8" x 1-1/2"

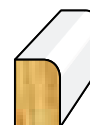
*custom ordered



CNBB

Back Band

13/16" x 1-1/8"



CNSM

Shoe Mould

1/2" x 3/4"



CNDS

Door Stop

3/8" x 1-3/8"



CNSS

Stool/Sill

3/4" x 5-1/2"



Our Environmental Commitment:
SSi Wood Products is committed to respecting the environment, sourcing wood responsibly, and promoting sustainability via natural, renewable resources.



TRANSITIONAL

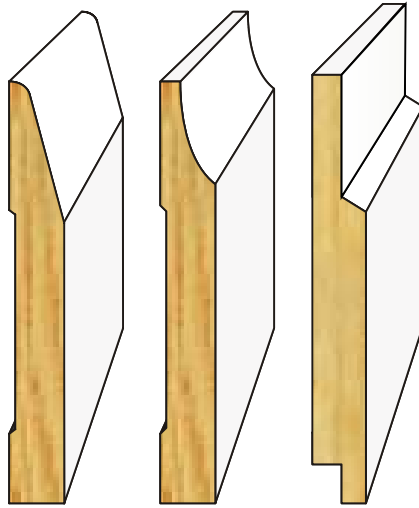
PERFECT BLENDS

Transitional Moulding Sets

Merging the best of classic and contemporary styles, transitional mouldings emphasize streamlined and sophisticated lines that complement any architectural style. Components from this moulding collection bring cohesion to transitional spaces, reinforcing an intentional, seamless, stylistic blend.



Transitional Moulding Sets are available in Rose Pine (Raw and Primed).



TRB1

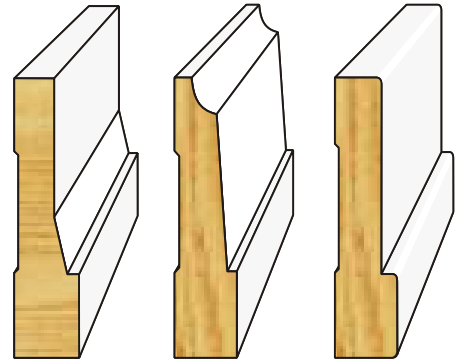
TRB2

TRB3

Base

11/16" x 5-1/2"

11/16" x 7-1/4"



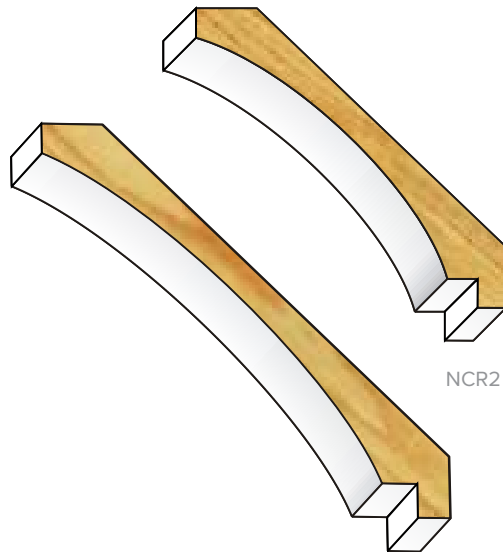
TRC1

TRC2

TRC3

Casing

13/16" x 3-1/2"



NCR2

NCR1

Crown

13/16" x 5-1/2"

13/16" x 7-1/4"

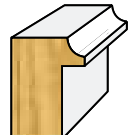


TRBC

Base Cap*

5/8" x 1-1/2"

*custom ordered



TRBB

Back Band

13/16" x 1-1/8"



TRSM

Shoe Mould

1/2" x 1-1/4"



TRDS

Door Stop

3/8" x 1-3/8"



TRSS

Stool/Sill

3/4" x 5-1/2"



Our Environmental Commitment:
SSi Wood Products is committed to respecting the environment, sourcing wood responsibly, and promoting sustainability via natural, renewable resources.



TRADITIONAL

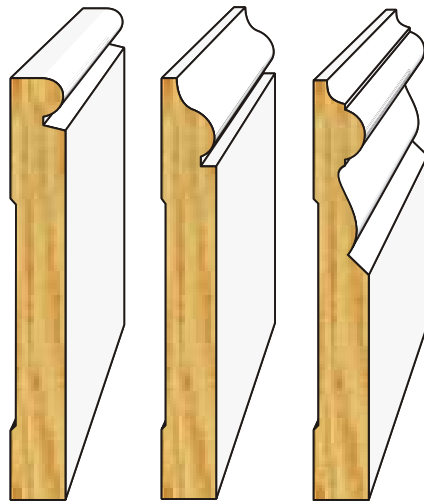
DESIGN DETAILS

Traditional Moulding Sets

Traditional moulding sets feature elegant lines, sumptuous curves, and luxurious details. Use components from this moulding collection to create a rich, warm and inviting classic architectural atmosphere.



Traditional Moulding Sets are available in Rose Pine (Raw and Primed).



TDB1

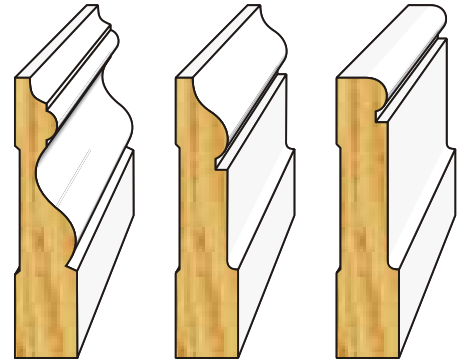
TDB2

TDB3

Base

11/16" x 5-1/2"

11/16" x 7-1/4"



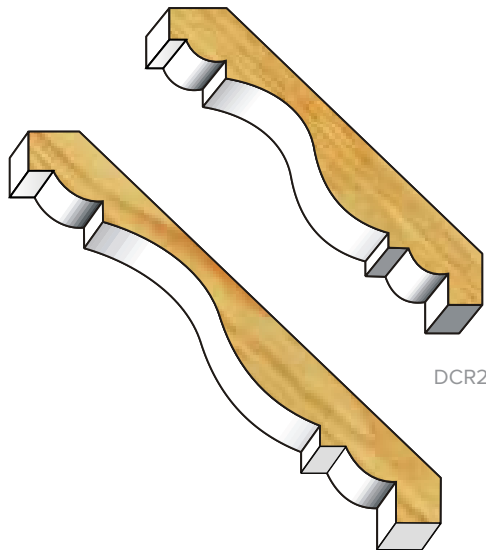
TDC1

TDC2

TDC3

Casing

13/16" x 3-1/2"



DCR2

DCR1

Crown

13/16" x 5-1/2"

13/16" x 7-1/4"




TDBC

Base Cap*

5/8" x 1-1/2"

*custom ordered



TDBB

Back Band


13/16" x 1-1/8"



TDSM

Shoe Mould

1/2" x 3/4"



TDDS

Door Stop

3/8" x 1-3/8"



TDSS

Stool/Sill

3/4" x 5-1/2"



Our Environmental Commitment:
SSi Wood Products is committed to respecting the environment, sourcing wood responsibly, and promoting sustainability via natural, renewable resources.



FLOORS,
WALLS &
CEILINGS

GREAT LINES

Sourcing the best wood is at the heart of everything we do.

Our select and premium lines for floors, walls and ceilings add depth, texture and style to every project. Whether it's a shiplap wall, Rose Pine ceiling beams, or a stained and wire-brushed Smokewood floor, you'll appreciate the great lines.



Jamb Material: Available in Rose Pine (Raw or Primed)




Flat Jamb	3/4" x 4-5/8"	3/4" x 4-7/8"	3/4" x 5-1/4"
------------------	---------------	---------------	---------------

S4S Material: Available in Rose Pine (Raw or Primed) up to 1' x 12', Smokewood or Teak up to 1' x 8'



S4S	3/4" x 3-1/2" 3/4" x 5-1/2"	3/4" x 7-1/4" 3/4" x 9-1/4"	3/4" x 11-1/4"
------------	--------------------------------	--------------------------------	----------------

Reversible V-Joint/Nickel Joint Cladding Systems for Walls and Ceilings: Rose Pine and Smokewood (Raw or Pre-Finished)




TNG1



TNG2

Tongue & Groove Walls/Ceilings	3/4" x 5-1/2"
---	---------------

Tongue and Groove for Floors: Available in Smokewood



TNG3

Tongue & Groove Flooring	3/4" x 5-1/2"
-------------------------------------	---------------

FINISH SELECTIONS
AVAILABLE FOR THE TNG SERIES



Clear (Satin & Matte)



Linen



Graphite



Leather



Charcoal



Obsidian



SSI WOOD PRODUCTS

SSi Wood Products
6404 E Columbus Drive
Tampa, FL 33619

1-800-922-9663
(1-800-922-WOOD)

info@ssiwoodproducts.com

ssiwoodproducts.com